

JYOTHISHMATHI INSTITUTE OF TECHNOLOGY & SCIENCE

PPT ON FREQUENCY DIVISION MULTIPLEXING

**PRESENTED BY
Dr. SVS RK Raju
ECE Dept.**

Outline

- **Frequency division multiplexing**

can be used with analog signals.


- **Synchronous time division multiplexing**

can be used with both digital signals and analog signals.

- **Statistical time division multiplexing**

can be used with both digital signals and analog signals.

Multiplexing



How to share the capacity of a data link?

- FDM: Frequency Division Multiplexing
- TDM: Time Division Multiplexing
 - Synchronous TDM
 - Statistical TDM

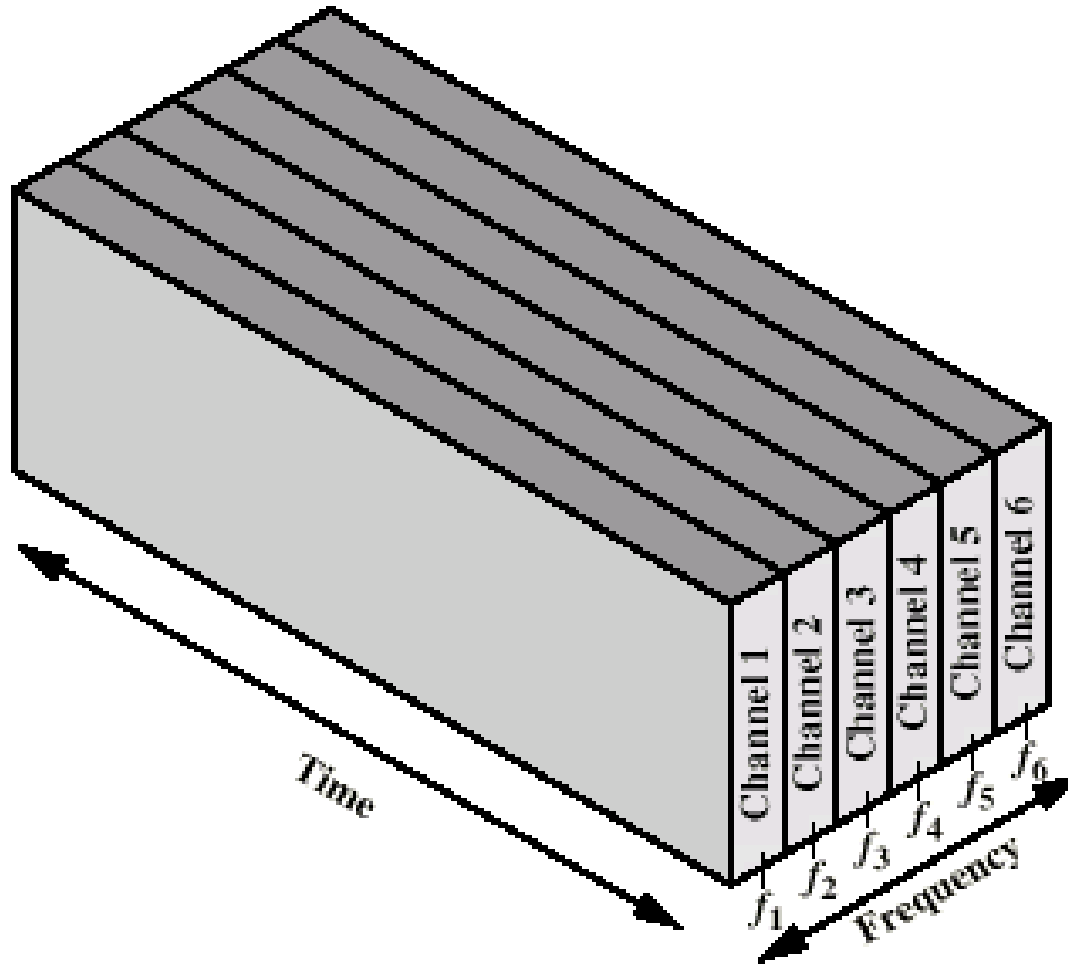
Frequency Division Multiplexing

- FDM: A number of signals can be carried simultaneously.
 - Each signal is modulated to a different **carrier frequency**
 - Carrier frequencies are sufficiently separated so signals do not overlap (guard bands)
- Available bandwidth of medium exceeds the sum of all channels
- Examples: broadcast radio, cable TV
- Channel allocated even if no data

Terminologies

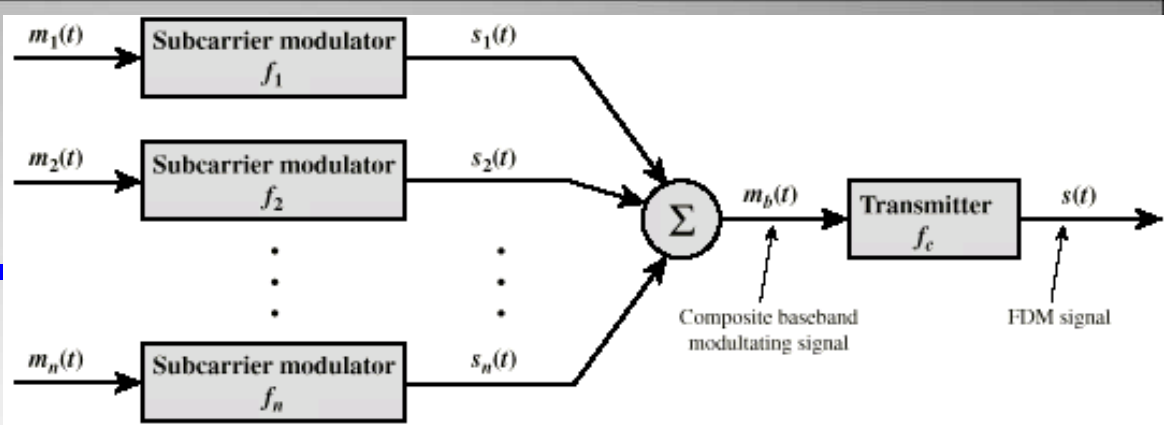
- Channel (FDM): each modulated signal requires a certain bandwidth centered on its carrier frequency, referred to as a **channel**.
- Subcarrier: each of the multiple carriers is referred to as a **subcarrier**. Its frequency is denoted by f_i . f_i must be chosen so that the bandwidths of various signals do not significantly overlap.

Frequency Division Multiplexing Diagram

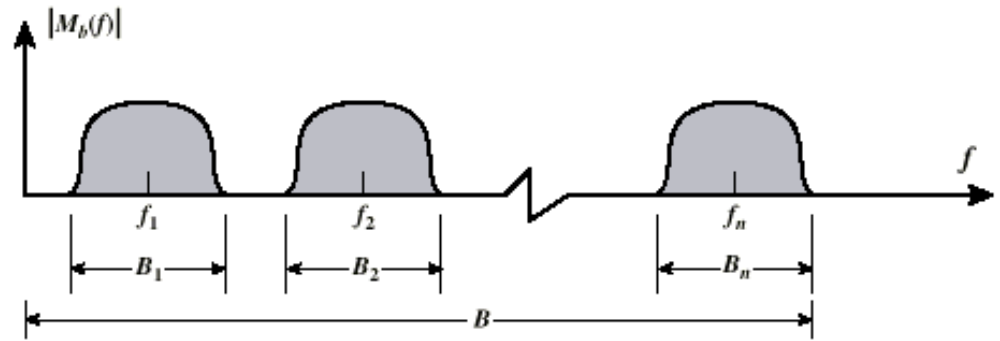


FDM System

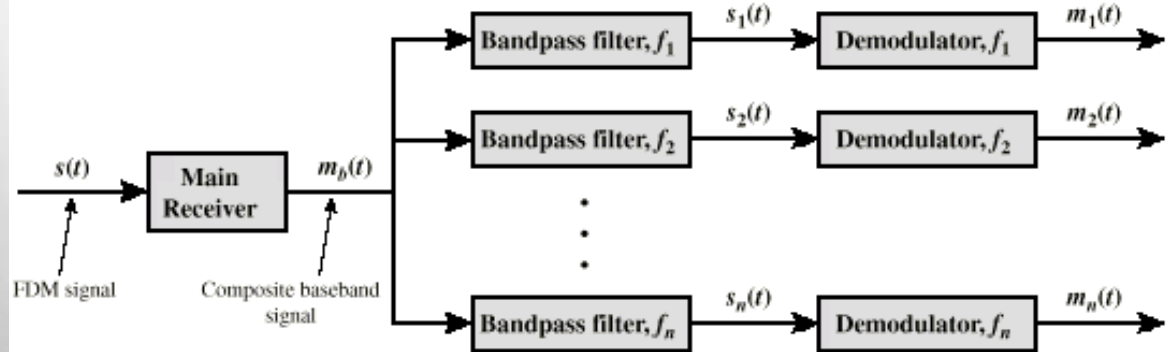
$$B > \sum_{i=1}^n B_i$$



(a) Transmitter



(b) Spectrum of composite baseband modulating signal



(c) Receiver